

PANDUAN PENDAFTARAN DI FRANCE-VISAS

KATA PENGANTAR

Mulai November 26, 2018, pemerintah Prancis akan mengintegrasikan France-Visas dalam proses permohonan visa Prancis melalui TLScontact. France-Visas adalah situs web yang digunakan oleh pemerintah Prancis untuk menyediakan semua informasi mengenai visa, seperti informasi umum mengenai visa Prancis, proses permohonan visa, daftar dokumen untuk setiap tipe visa, serta hal-hal yang perlu Anda ketahui ketika Anda tiba di Prancis.

Panduan ini dirancang oleh TLScontact untuk mempermudah proses registrasi akun dan pendaftaran para pemohon visa di portal France-Visas.

Mohon dicatat bahwa akun yang didaftarkan di situs web TLScontact tidak bisa digunakan di situs France-Visas, dan sebaliknya, karena keduanya tidak menggunakan sistem yang sama. Dalam prosedur permohonan visa ini, Anda akan diminta untuk melakukan registrasi pada kedua situs web.

Pertama-tama, harap mengunjungi situs web France-Visas di:

https://france-visas.gouv.fr/en_US/web/france-visas

France-Visas
The official visa website for France

General information | Coming to France for... | Your arrival in France | FAQ

France-Visas / Welcome page

Welcome to France-Visas - The official website for visa application to France

Planning a holiday, business trip or any other project in France? This website provides information on how to navigate each step of your visa application process.

Issuance of visas
Issuance of visas will gradually resume in the coming weeks. The practical arrangements will be set out by diplomatic and consular posts, taking into account the local context. This gradual resumption is subject to any new conditions and health rules for entry to French national territory, information on which will be provided when the time comes.

Health conditions
To tackle the virus and limit the introduction of its variants, border control measures are required on a temporary basis, for both entering and leaving France. [LEARN MORE](#)

- 1. Do you need a visa ?
Apakah Anda memerlukan visa?**
 - > Test in 3 minutes
 - > List of supporting documents
 - > Applicable fees
- 2. Start your visa application
Mulai permohonan visa Anda**
 - > Create an account
 - > Fill out the application form
- 3. Submit your application
Penyerahan dokumen Anda**
 - > Book an appointment
 - > Practical information
 - > Local features
- 4. Track your application
Pelacakan permohonan Anda**
 - > Check your application status
 - > Collect your passport
 - > Prepare for your stay in France


This is your first visa application?
Take a few minutes to read through all the steps of the visa application before starting. [LEARN MORE](#)

A. DO YOU NEED A VISA? / APAKAH ANDA MEMERLUKAN VISA? (OPSIONAL)

Pada tahap pertama ini, Anda dapat mengecek kelayakan Anda untuk mendapatkan visa. Bila Anda memerlukan visa, Anda akan diberikan daftar dokumen yang diperlukan sesuai dengan situasi dan rencana perjalanan Anda. Anda akan diminta untuk mengisi beberapa informasi mengenai diri Anda.

Tahap A. ini bisa Anda lewati apabila Anda sudah mengetahui bahwa Anda akan memerlukan visa.

Halaman 1 : Pengecekan kelayakan Anda untuk mendapatkan visa


Visa Wizard

Do I need a visa? Supporting documents Amount to pay

Situasi Anda

Your situation

<p>Nationality *</p> <div style="border: 1px solid #ccc; padding: 5px; display: flex; justify-content: space-between;"> Kewarganegaraan ? </div>	<p>Age *</p> <div style="border: 1px solid #ccc; padding: 5px; display: flex; justify-content: space-between;"> Usia ? </div>
<p>Are you married to a French national ?</p> <p><input type="radio"/> Yes <input checked="" type="radio"/> No</p> <p>Apakah Anda menikah dengan Warga Negara Prancis?</p>	<p>Do you join or travel with a family member from an EU country (excluding France), the EEA or the Swiss Confederation ?</p> <p><input type="radio"/> Yes <input checked="" type="radio"/> No</p> <p>Apakah Anda berhubungan atau bepergian dengan anggota keluarga dari negara Uni Eropa (kecuali Prancis), EEA, atau Swiss?</p>

Perjalanan Anda

Your stay

<p>Place of submission of application *</p> <div style="border: 1px solid #ccc; padding: 5px; display: flex; justify-content: space-between;"> Lokasi tempat permohonan visa ? </div>	<p>Visa type *</p> <div style="border: 1px solid #ccc; padding: 5px; display: flex; justify-content: space-between;"> Tipe visa yang diinginkan ? </div>
<p>Main destination of stay *</p> <div style="border: 1px solid #ccc; padding: 5px; display: flex; justify-content: space-between;"> Tujuan utama Anda ? </div>	

Dokumen Perjalanan Anda

Your travel document

<p>Issuing authority of the travel document *</p> <div style="border: 1px solid #ccc; padding: 5px; display: flex; justify-content: space-between;"> Otoritas penerbit dokumen perjalanan ? </div>	<p>Travel document *</p> <div style="border: 1px solid #ccc; padding: 5px; display: flex; justify-content: space-between;"> Dokumen perjalanan / paspor ? </div>
--	--

Restart

Klik "Search" bila semua data di atas telah terisi →

Search

Halaman 2: Hasil pengecekan kelayakan dan verifikasi tujuan perjalanan

Ringkasan Permohonan Anda →

- Kewarganegaraan
- Usia
- Tempat permohonan visa
- Tipe visa yang dipilih
- Destinasi
- Dokumen perjalanan / paspor
- Otoritas penerbit paspor

Reminder of your application

- > Nationality : Indonesian
- > Age : 30
- > Place of submission of application : Indonesia
- > Type of visa requested : Short-stay (≤ 90 days)
- > Destination : France
- > Travel document : Ordinary passport
- > Issued by : Indonesia

Your search

You need a visa. → Hasil Pencarian Anda

Unless you:

- > Citizen of the European Union or citizen of Iceland, Liechtenstein, Norway and Switzerland.
- > In possession of a long-stay visa or hold a valid residence permit issued by a Schengen member state.
- > Hold a residence permit for Andorra or Monaco.
- > Flight crew in the performance of your duties, to travel only in the airport or surrounding areas for the duration of the stopover.
- > A seafarer, holding a "seaman's book" recognised by the French authorities, in order to go ashore in the authorised area for the duration of the stopover. (By authorised area, we mean the port area, the commune of the port of call, the neighbouring communes as defined by the Prefect or the State Representative for certain overseas territories).
- > Are a passenger of a vessel who will remain on board during the stop.

Your plans

Your plans : **Rencana perjalanan Anda** ⓘ

Main purpose of stay : **Tujuan utama perjalanan Anda** ⓘ

[Back](#) [Restart](#) [Search](#)

Rencana Perjalanan Anda →

Kalaman 3: Daftar dokumen dan biaya visa sesuai dengan situasi dan tujuan perjalanan Anda

Ringkasan Permohonan Anda →

Dokumen yang Diperlukan →

Daftar Dokumen →

Total Biaya →

Klik "Submit online application" ketika selesai →

Visa Wizard

Do I need a visa? Supporting documents Amount to pay

Reminder of your application

- > Nationality : ➤ **Kewarganegaraan**
- > Age : ➤ **Usia**
- > Place of submission of application : ➤ **Tempat permohonan visa**
- > Type of visa requested : ➤ **Tipe visa yang dipilih**
- > Destination : ➤ **Destinasi**
- > Travel document : ➤ **Dokumen perjalanan / paspor**

Issued by : ➤ **Otoritas penerbit paspor**

Plans : ➤ **Rencana perjalanan**

Purpose : ➤ **Tujuan perjalanan**

Supporting documents required

The supporting documents to be provided are as follows:

- > **Pre-requisites**
 - > A travel document, issued less than 10 years ago, containing at least two blank pages, with a period of validity at least 3 months longer than the date on which you intend to leave the Schengen Area or, in the case of a long stay, at least three months longer than the expiry date of the visa requested. Be sure to transmit (scan) ALL PAGES of your travel document containing visas, entry and exit stamps or any other inscription.
 - > ID photograph.
Foto berwarna
 - > If you are not a national of your country of residence: proof that you are legally resident in that country (e.g. residence permit).
Kartu keluarga yang mencantumkan alamat terakhir dan jika anda warga negara asing, bukti tjin tinggal yang legal di Indonesia (visa non-immigran, kITAS, kontrak kerja, dll)
- > **Purpose of travel/stay**
 - > Employment contract, letter of accreditation, invitation. For audit and expertise missions, certificate of the social security or sworn statement of your affiliation to the URSSAF.
 - > Reservation of a return ticket or travel itinerary.
Reservasi tiket pesawat pulang pergi dari dan ke Indonesia
 - > Supporting letter from your employer describing the event or the teaching or consulting assignment (purpose, date, place) and specifying the details of your participation and your wage conditions.
- > **Travel health insurance**
 - > Travel health insurance certificate (cf FAQ).
Asuransi perjalanan
- > **Accommodation**
 - > Reservation of a hotel or sufficient resources to cover hotel expenses (to the amount of €120/day) or a tenancy agreement or certificate of ownership. If staying with a private individual : proof of accommodation (Cerfa form).
Bukti konfirmasi pemesanan tempat tinggal (hotel atau apartemen) untuk setiap malam selama di Negara Schengen. Surat pengesahan tempat penginapan (Attestation d'accueil) dari balai kota tempat tinggal orang yang mengundang anda selama di Perancis.

Applicable price

The amount to be paid is : 80 euros (€), or about 1 398 846 RUPIAH.

This amount is for informational purposes only and must be paid in the currency specified by the Consulate / Embassy. Certain individual cases may give rise to different prices, in accordance with applicable regulations.
The amount indicated in local currency is subject to exchange rate fluctuations and is susceptible to change.

[Back](#)
[Print](#)
[Submit online application](#)

B. START YOUR VISA APPLICATION / MULAI PERMOHONAN VISA ANDA

Di tahap ini, Anda harus membuat akun France-Visas dan melakukan pendaftaran untuk semua pemohon visa.

Halaman 1: Memulai Aplikasi Visa Anda



2. Start your visa application
Mulai permohonan visa Anda

- > Create an account
- > Fill out the application form



Digitization

As of April 7, 2021, France-Visas will provide students with the possibility of sending digital copies of their supporting documents when completing their visa application online. This optional procedure will allow an accelerated process by the external service provider (ESP). This feature will at first be accessible only to applicants for long-stay student visas residing in a country where the visa application is outsourced to an ESP and available online.


[> THE PREREQUISITES FOR THE DIGITIZATION PROCEDURE ARE DETAILED HERE.](#)

Access the visa application

Klik "Access the visa application" untuk mulai membuat akun France-Visa Anda

Halaman 2: Pembuatan akun France-Visas atau masuk ke akun

Harap mengisi bagian kiri bila Anda tidak memiliki akun, dan bagian kanan bila Anda sudah memiliki akun.

Bila belum memiliki akun	Bila sudah memiliki akun
<p>Membuat Akun → Create an account</p> <p>Nama Belakang → Last name <input type="text"/></p> <p>Nama Depan → First name <input type="text"/></p> <p>E-mail Anda → Email address <input type="text"/></p> <p>Ulangi e-mail Anda → Check email address <input type="text"/></p> <p>Bahasa yang diinginkan → Language in which you want to complete your visa application <input type="text"/></p> <p>Verifikasi teks →  Text Verification (Required) <input type="text"/></p> <p style="text-align: center;">Create an account</p>	<p style="text-align: right;">Masuk ke akun saya ←</p> <p>Log in to my account</p> <p>Email address <input type="text"/></p> <p>Password <input type="password"/></p> <p><input type="checkbox"/> Show password</p> <p style="text-align: center;">Log in</p> <p style="text-align: center;">Forgot your password?</p> <p style="text-align: right;">E-mail Anda ←</p> <p style="text-align: right;">Kata Sandi Anda ←</p>

Halaman 4: Verifikasi e-mail yang telah didaftarkan

Please enter your verification code.

Email Verification Code **Mohon mengecek e-mail Anda dan masukkan kode verifikasi di sini**

Verify Send New Verification Code Change Email Address

Klik "Verify" ketika selesai

Halaman 5: Kata sandi akun Anda

New Password

Votre mot de passe doit contenir 10 caractères minimum dont au moins 1 chiffre [0 à 9] et 1 lettre en majuscule. Les caractères spéciaux sont autorisés, hormis les caractères suivants % & <= > | ~
Your password must contain at least 10 characters including at least 1 digit [0 to 9] and 1 uppercase letter. Special characters are allowed, except % & <= > | ~
Su contraseña debe contener al menos 10 caracteres, 1 dígito [0-9] y 1 letra mayúscula. Se permiten caracteres especiales, excepto % & <= > | ~

Password **Masukkan kata sandi yang anda inginkan. Kata sandi wajib memiliki minimal 10 karakter, minimal 1 angka dan 1 huruf besar.** This field is required.

Enter Again **Masukkan kata sandi kembali**

Save

Halaman 6: Pertanyaan dan jawaban rahasia Anda

Password Reminder

Question **Memilih pertanyaan rahasia Anda**

What Is Your Father's Middle Name?

Answer **Memilih jawaban rahasia Anda**

This field is required.

Save

Halaman 7: Membuat aplikasi visa Anda

France-Visas / My account

Manage my account/my personal information

Change my account Change my password Delete my account

My applications

Find your previously submitted applications. Depending on the state of progress of each application, you can change or delete your information and consult the PDF form.

Klik untuk memulai pengajuan aplikasi visa Anda **Create a new application or a new group of applications**

Halaman 8: Detil rencana perjalanan Anda (1)

Your plans
Your information
Your last visa
Your stay
Your contacts
Recap

Your plans ← **Rencana Perjalanan Anda**

Provide all the information about your planned stay. This will enable you to verify if you need a visa.
Fields marked with * are obligatory.

Your situation

Current nationality *

?

Do you join or travel with a family member from an EU country (excluding France), the EEA or the Swiss Confederation? *
 Yes No ?

Apakah Anda berhubungan atau bepergian dengan anggota keluarga dari negara Uni Eropa (kecuali Prancis), EEA, atau Swiss?

Your stay

Place of submission of application *

?

City of submission of application *

?

Visa type requested. *

?

Main destination of stay *

?

Your travel document

Issuing authority of the travel document *

?

Travel document *

?

Travel document number *

?

Date of issue *

?

Expiry date *

?

Your plans

Your plans *

?

Main purpose of stay *

?

Save
Verify
← Klik "Verify" ketika selesai

Halaman 9: Detil rencana perjalanan Anda (2)

Your information

Provide all the personal information below: identity, personal details, information about your family.

If you wish, you can save your progress at any time.
Fields marked with * are obligatory.

Your identity -

Identitas Anda

Information contained in the travel document used

Sex *

Jenis kelamin
?

Marital status *

Status perkawinan
?

Last name/s *

Nama belakang
?

Last name/s at birth (previous last name/s) if different

Nama belakang pada saat lahir (jika berbeda)
?

Obligatory first name/s if it/they exist

Nama depan wajib (jika ada)
?

Tanggal lahir
Date of birth (dd/mm/yyyy) *

Tanggal
?

Bulan
?

Tahun
?

Place of birth *

Kota tempat lahir
?

Country of birth *

Negara tempat lahir
?

Current nationality *

Kewarganegaraan saat ini
?

National identity no.

Nomor kartu identitas
?

Nationality at birth (if different)

Kewarganegaraan saat lahir (jika berbeda)
?

Other nationalities

Kewarganegaraan lain
?

Your personal information -

Informasi personal Anda

Address *

Alamat
?

Post code

Kodepos
?

City *

Kota
?

Country *

Negara
?

Telephone number

Nomor telepon
?

Email address *

Alamat email
?

Details of your identity -

Detil identitas Anda

Do you live in a country other than the country of your current nationality? *

Yes
 No
 ?

Apakah Anda tinggal di negara selain negara dari kewarganegaraan Anda saat ini?

Your family -

Keluarga Anda

Are you joining or travelling with a French national family member? *

Yes
 No
 ?

Apakah Anda berhubungan atau bepergian dengan anggota keluarga berkewarganegaraan Prancis?

Do you join or travel with a family member from an EU country (excluding France), the EEA or the Swiss Confederation? *

Yes
 No
 ?

Apakah Anda berhubungan atau bepergian dengan anggota keluarga dari negara Uni Eropa (kecuali Prancis), EEA, atau Swiss?

Your job -

Pekerjaan Anda

Current job *

Pekerjaan Anda saat ini
?

Back

Save

Next

← Klik "Next" ketika selesai

Halaman 10: Informasi mengenai visa terakhir Anda



Your last visa ← **Visa terakhir Anda**

Indicate here if you have previously received a Schengen visa within the last five years.

If you wish, you can save your progress at any time. Any change made to a step (next, back) will be saved automatically. Fields marked with * are obligatory.

Have you received a Schengen visa within the last five years? * Yes No
Apakah Anda pernah mendapatkan visa Schengen di lima tahun terakhir?

Have your digital fingerprints previously been taken in connection with a previous application for a Schengen visa? * Yes No
Apakah Anda sudah pernah melakukan pengambilan data biometrik dalam rangka permohonan visa Schengen?

Back **Save** **Next**

← **Klik "Next" ketika selesai**

Halaman 11: Detil rencana perjalanan Anda (3)



Your stay Perjalanan Anda

Provide all the information regarding your stay in the Schengen area.

If you wish, you can save your progress at any time. Any change made to a step (next, back) will be saved automatically. Fields marked with * are obligatory.

Details of your stay — **Detil perjalanan Anda**

You indicated that you will be travelling in the country France , will you be travelling in other member states, even if only for a few hours? * Yes No
Anda telah memberikan indikasi bahwa Anda akan berkunjung ke Perancis, apakah Anda berencana untuk mengunjungi negara bagian lainnya walaupun hanya untuk beberapa jam? ?

Planned date of arrival in Schengen area *
 ?
Rencana tanggal tiba di wilayah Schengen

Planned date of departure from Schengen area *
 ?
Rencana tanggal keberangkatan dari wilayah Schengen

Planned duration of stay in number of days *
 ?
Rencana durasi hari berkunjung

Number of entries requested *
 ?
Jumlah izin masuk yang diinginkan

Number of stays planned in France for the coming year *
 ?
Berapa banyak rencana kunjungan ke Perancis di satu tahun ke depan

The purpose of your stay — **Tujuan kunjungan Anda**

As a reminder, the main purpose of your stay is: Tourism , the reason: ?
 Tourism/private visit

Other purpose of travel **Tujuan lain dari kunjungan Anda**
 ?


Do you have a scholarship? * **Apakah Anda mendapatkan beasiswa?** Yes No ?

Back **Save** **Next**

← **Klik "Next" ketika selesai**

Halaman 12: Informasi akomodasi/tempat tinggal dan pendanaan Anda

Mohon untuk mencentang tempat tinggal dan pendanaan sesuai dengan rencana perjalanan Anda dan mengisi formulir dengan lengkap.



Your contacts ← **Informasi kontak Anda**

To finalise your visa application, please provide all the information regarding your contacts in the place of your stay.

If you wish, you can save your progress at any time. Any change made to a step (next, back) will be saved automatically. Fields marked with * are obligatory.

Host person or organisation

←

Tuan rumah atau organisasi

A person will be accommodating me ?
Seseorang akan menyediakan akomodasi untuk saya

A company, organisation or establishment will be accommodating me ?
Perusahaan, organisasi atau yayasan akan menyediakan akomodasi untuk saya

My hotel or place of accommodation (if different) ?
Hotel atau tempat akomodasi lainnya

Funding of travel costs

←

Pendanaan biaya perjalanan

Myself ? **Saya sendiri**

By another guarantor ? **Disponsori oleh orang lain**

Back
Save
Next

←

Klik "next" ketika selesai

Halaman 13: Rangkuman dari formulir Anda dan validasi formulir permohonan visa Anda

Di halaman ini, Anda dapat memvalidasi formulir permohonan visa Anda atau menambahkan pemohon visa lainnya di dalam grup Anda.

Recap
←
Rangkuman

You can view your application in progress and complete it if necessary.
 If all the steps of your application are confirmed, please view and check the content of the pdf form .
 If certain information is incorrect, correct it by returning to your application before printing and signing the paper form.
 Invalid applications may be deleted .

2021700964541

-

France - Short-stay visa

Nomor France-Visas Anda
FRA1JA20217003342

Nama Anda	Tanggal lahir Anda	✓ All the steps have been confirmed.			
FRANCOIS	14/06/1990				

Perjalanan Anda

> Step 1 - your plans ✓ Confirmed

Informasi Anda

> Step 2 - your information ✓ Confirmed

Visa terakhir Anda

> Step 3 - your last visa ✓ Confirmed

Tempat tinggal Anda

> Step 4 - your stay ✓ Confirmed

Kontak Anda

> Step 5 - your contacts ✓ Confirmed

Bila formulir sudah diisi secara penuh, maka "Confirmed" akan ditampilkan. Bila tidak, Anda dapat lanjut mengisi formulir dengan meng-klik tombol pensil di kanan.

Saya menyatakan bahwa segala informasi yang diberikan adalah benar dan lengkap sesuai dengan pengetahuan saya. Saya janji akan menyetak dan menandatangani formulir yang sesuai dengan permohonan visa saya.

I declare that all the information provided is correct and complete to the best of my knowledge.
 I promise to print out and sign the form associated with my application.

Add a request

Continue

Centang bagian atas dan klik "Continue" ketika selesai

Bila Anda ingin menambahkan applicant di group yang sama, klik "Add a request"

Halaman khusus untuk penambahan pemohon visa lainnya:

Bila Anda ingin menambahkan pemohon visa lainnya ke dalam grup yang sama, maka Anda wajib mengisi data pemohon tersebut dengan cara mengulangi tahap-tahap di atas mulai dari halaman 7.

Add an application **Tambah permintaan**

You can add new visa applications, for people traveling with you (family, friends, colleague ...), or for yourself.

Warning ! Only one appointment will be arranged for a grouped application.

Do you want to add another visa application for someone travelling with you? * Yes No

Apakah Anda ingin menambahkan permohonan visa untuk orang yang akan ikut berkunjung dengan Anda?

choice of trip *

France - Short-stay visa

Jenis perjalanan

Relationship with the main applicant *

Hubungan dengan pemohon visa utama

Do you want to add another visa application for another trip? * Yes No

Apakah Anda ingin menambahkan permohonan visa untuk orang dengan perjalanan yang berbeda?

Klik "continue" bila selesai, dan lakukan kembali pengisian formulir untuk pemohon visa yang baru.

Important information

✕

Have you checked, for each of your applications, that the data in the form conform to the information you have entered ?

Once this step is validated, you will not be able to modify them.

Klik "Yes" bila semua informasi yang diberikan sudah benar. Setelah divalidasi, data yang sudah diberikan tidak bisa diubah.

C. SUBMIT YOUR APPLICATION

Halaman 1: Pengambilan jadwal janji temu di situs web TLSccontact Jakarta

Form Supporting documents Appointment

1 ————— 2 ————— 3

Making appointment Finalization

Mengambil tanggal dan waktu janji temu di pusat permohonan visa

Make an appointment at the visa centre

You must go to the visa center to submit the following applications and supporting documents.
Anda dapat mendapatkan informasi tentang bagaimana cara mengambil tanggal dan waktu janji temu dengan mengunjungi halaman "Whom should I contact?" di negara kediaman Anda.
 You will find the necessary information to make your appointment on the page "Whom should I contact?" of your place of residence.

Negara tujuan dan tipe visa yang diminta
 France - Short-stay Visa

Nama	Tgl. Lahir	No. Referensi France-Visas
> FRANCOIS	14/06/1990	FRA1MA20187021223

By checking this box, I certify that : **Dengan menyentang kotak ini, saya menyatakan bahwa:**

- > I made contact with my visa center. **Saya telah menghubungi pusat permohonan visa saya**
- > If it's a center where the appointment is required, an appointment date has been assigned to me.
Bila pusat permohonan visa ini memerlukan janji temu, saya sudah mengambil tanggal dan waktu janji temu.

Halaman 2: Pemberitahuan mengenai kelengkapan dokumen

Pemberitahuan

Warning ?

The day of your appointment, you will have to present yourself with all of your supporting documents. If any of these documents are missing, this may lead to the non-issuance of the visa you have applied for.

Mohon untuk membawa seluruh dokumen yang diperlukan pada hari janji temu Anda. Bila dokumen yang Anda bawa tidak lengkap, maka kemungkinan permohonan visa anda ditolak.

Back

Submit to the visa center

← Klik "Submit to the visa center" bila Anda setuju

Di tahap ini, Anda wajib mengambil janji temu dengan cara mendaftarkan diri di situs web TLSccontact di <https://fr.tlsccontact.com/id/JKT/index.php>. Anda akan diminta untuk mendaftarkan ulang semua pemohon visa yang sudah terdaftar di dalam akun France-Visas ini. Mohon dipastikan bahwa jumlah, nama, dan data semua pemohon visa di France-Visas dan di akun TLSccontact adalah sama.

Halaman 3: Pendaftaran selesai

What next? —

Apa langkah selanjutnya?

1. On the day of your appointment, you must bring the following
Pada hari janji temu Anda, Anda harus membawa dokumen berikut ini:

documents :

- > Original of the request form and original of the registration receipt
Formulir asli dan tanda terima pendaftaran asli

2. Payment / Biometrics Pembayaran / Biometrik

- > You must pay the relevant visa application fee and service charge, if applicable.
Anda wajib membayar biaya visa dan biaya layanan, jika diperlukan
- > Your biometric data will be collected (if necessary).
Data biometrik Anda akan diambil, jika diperlukan

3. Your visa center Pusat permohonan visa Anda

- > TLScontact of Jakarta **TLScontact Jakarta**



Mohon untuk mencetak dokumen PDF ini

Setelah ini, Anda wajib datang ke pusat permohonan visa pada hari dan jam janji temu Anda dengan membawa dokumen-dokumen yang diminta.